








ACCESS GUIDE

To the nearest station

 Narita Airport (Keisei line)
↓
Oshiage station (Toei asakusa line)
↓
 Honjo-azumabashi station (Exit A3)
(¥1290/About 60 minutes)

 Tokyo station (JR Yamanote line)
↓
 Shimbashi station (Toei asakusa line)
↓
 Honjo-azumabashi station (Exit A3)
(¥360/About 30 minutes)


 Haneda Airport (Keikyu airport line)
↓
 Honjo-azumabashi station (Exit A3)
(¥660/About 40 minutes)

To PLAYSIS EAST TOKYO from the stations



Contact us

 booking-playsis-easttokyo@reah-tech.com

 03-6658-4800

 2-11-1 Azumabashi, Sumida-ku, Tokyo